

Teacher notes

Children will use manipulatives (counters / beads etc) to make equal groups by sharing. The group sheets can be maximised to A3 size if required. Children will choose and perform the instructions on the task card then create the following sentences in their books to describe their equal groups.

There are ____ altogether.
There are ____ groups in total.
There are ____ in each group.

DEVELOPING ★ ☆ ☆

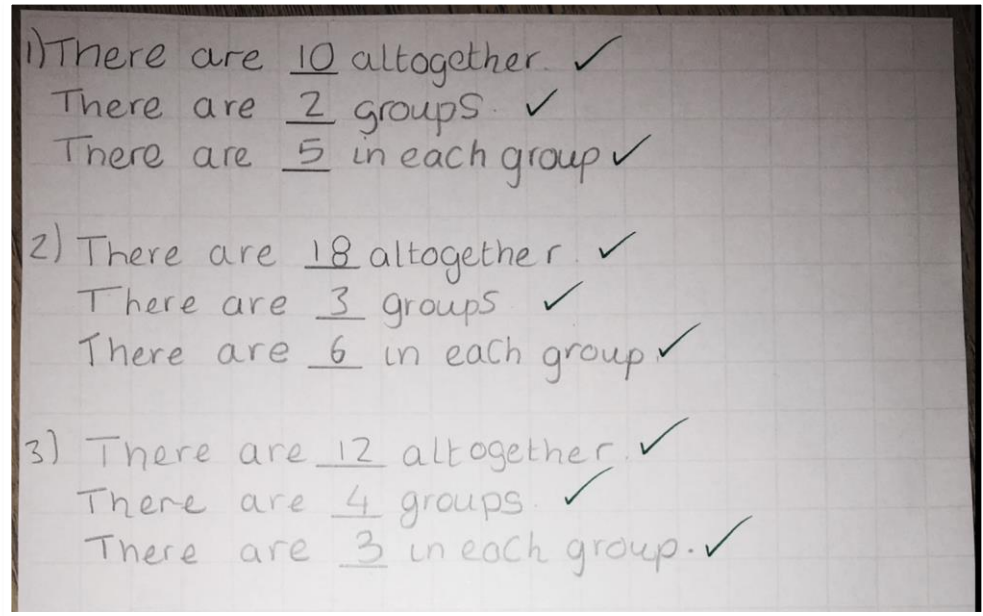

Children will share by making 2 equal groups.
They will be given the stem sentences above to complete for each task card. Children may work in partners for this.

SECURE ★ ★ ☆

Children will share by making up to 3 equal groups.
They will complete the sentences above in their book for each task card.

MASTERY ★ ★ ★

Children will share by making up to 4 equal groups.
They will write the sentences above and also add: ____ groups of ____ make ____.



Share **4**
into
2 equal groups

Share **12**
into
2 equal groups

Share **8**
into
2 equal groups

Share **14**
into
2 equal groups

Share **10**
into
2 equal groups

Share **16**
into
2 equal groups

Share **2**
into
2 equal groups

Share **6**
into
2 equal groups

Share **20**
into
2 equal groups

Share **24**
into
2 equal groups

Share **18**
into
2 equal groups

Share **22**
into
2 equal groups

Share **18**
into
3 equal groups

Share **12**
into
2 equal groups

Share **21**
into
3 equal groups

Share **14**
into
2 equal groups

Share **10**
into
2 equal groups

Share **15**
into
3 equal groups

Share **2**
into
2 equal groups

Share **12**
into
3 equal groups

Share **20**
into
2 equal groups

Share **6**
into
3 equal groups

Share **18**
into
2 equal groups

Share **9**
into
3 equal groups

Share **18**
into
3 equal groups

Share **12**
into
2 equal groups

Share **21**
into
3 equal groups

Share **14**
into
2 equal groups

Share **10**
into
2 equal groups

Share **16**
into
4 equal groups

Share **2**
into
2 equal groups

Share **12**
into
4 equal groups

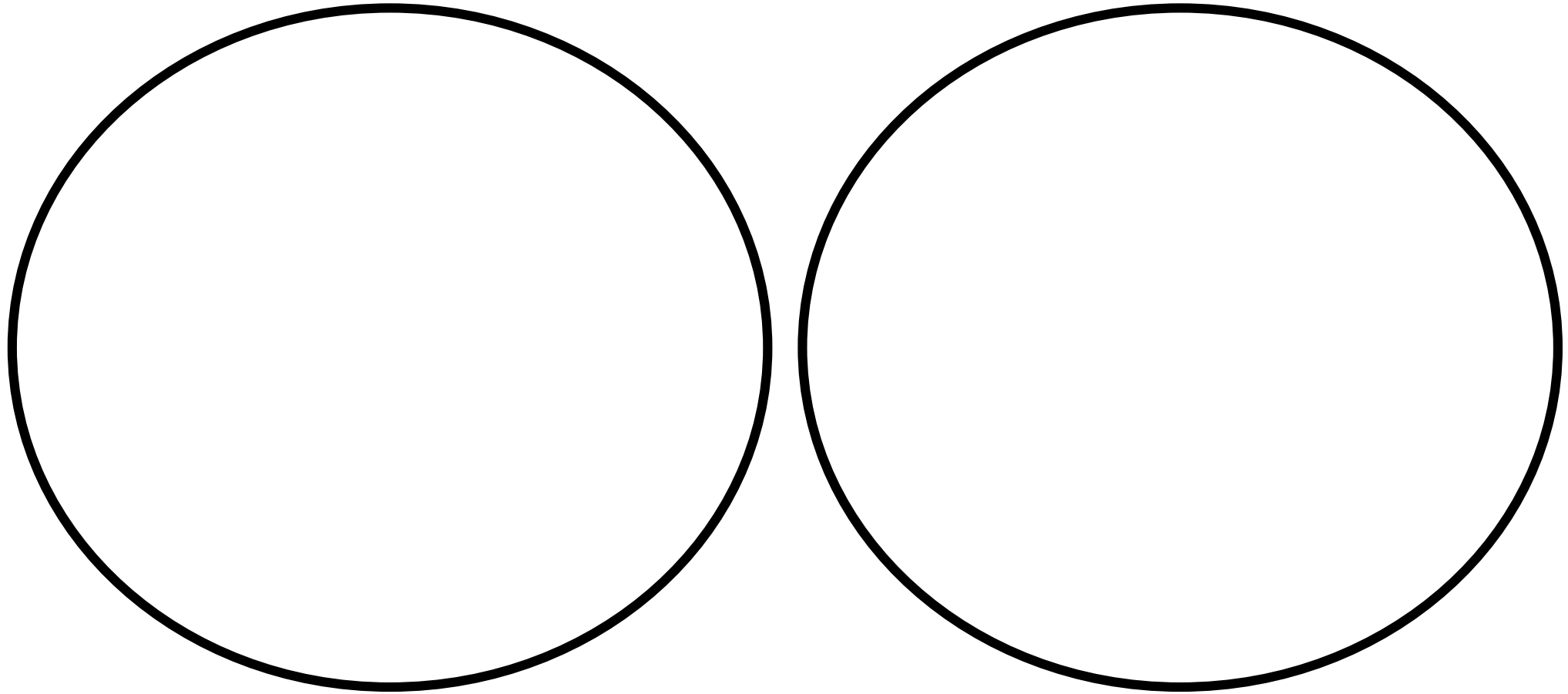
Share **24**
into
4 equal groups

Share **6**
into
3 equal groups

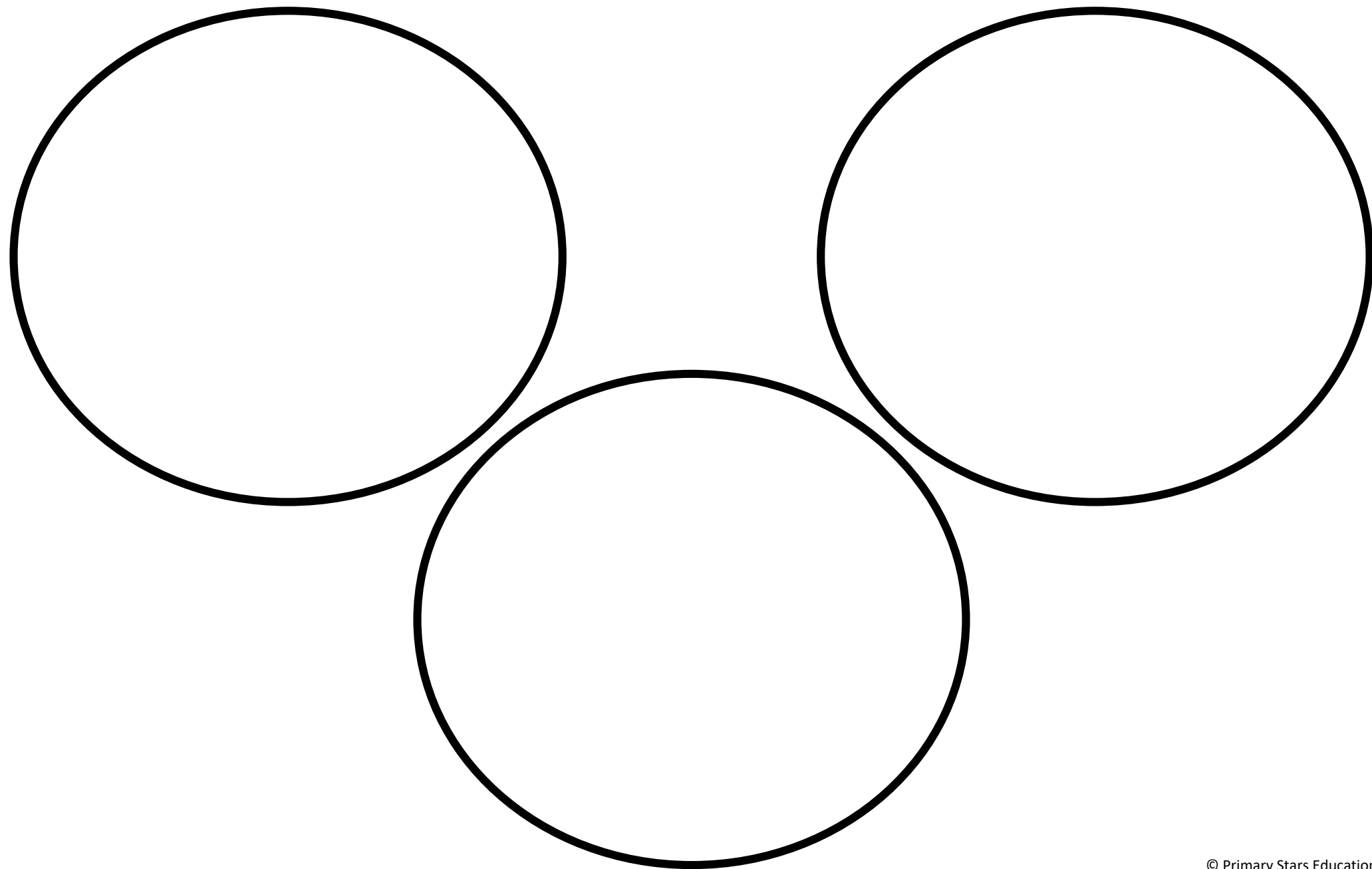
Share **20**
into
4 equal groups

Share **9**
into
3 equal groups



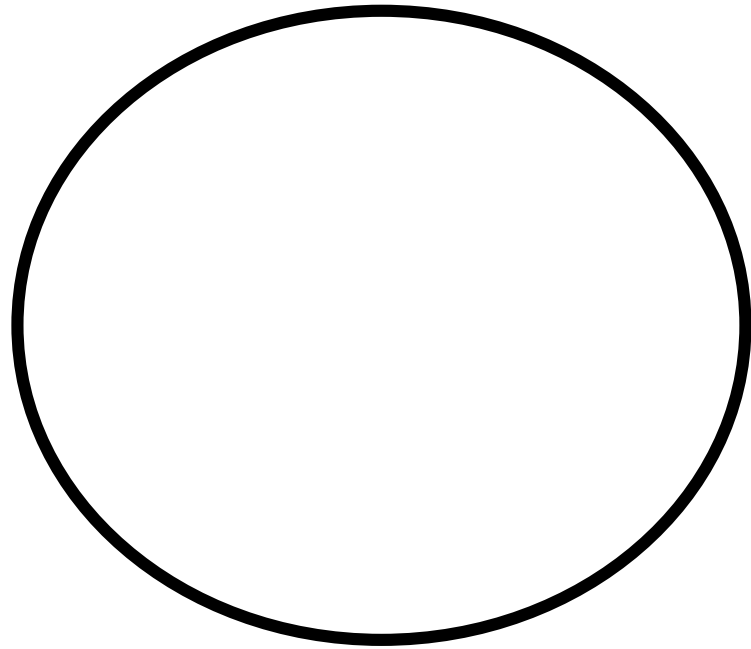
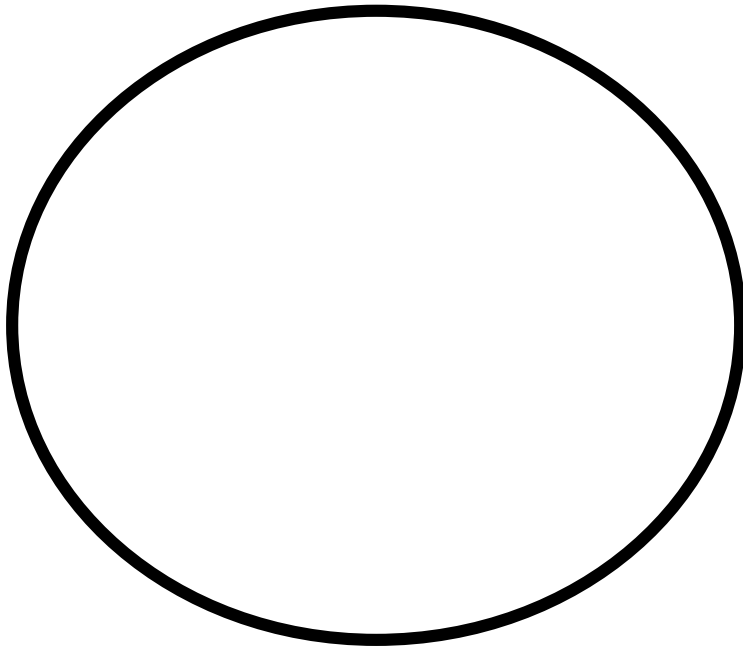
2 equal groups - sharing



3 equal groups - sharing



4 equal groups - sharing



Stem sentences

There are _____ altogether.
There are _____ groups in total.
There are _____ in each group.

There are _____ altogether.
There are _____ groups in total.
There are _____ in each group.

There are _____ altogether.
There are _____ groups in total.
There are _____ in each group.

There are _____ altogether.
There are _____ groups in total.
There are _____ in each group.

There are _____ altogether.
There are _____ groups in total.
There are _____ in each group.

There are _____ altogether.
There are _____ groups in total.
There are _____ in each group.

There are _____ altogether.
There are _____ groups in total.
There are _____ in each group.

There are _____ altogether.
There are _____ groups in total.
There are _____ in each group.

There are _____ altogether.
There are _____ groups in total.
There are _____ in each group.

There are _____ altogether.
There are _____ groups in total.
There are _____ in each group.

There are _____ altogether.
There are _____ groups in total.
There are _____ in each group.

There are _____ altogether.
There are _____ groups in total.
There are _____ in each group.

There are _____ altogether.
There are _____ groups in total.
There are _____ in each group.

There are _____ altogether.
There are _____ groups in total.
There are _____ in each group.

There are _____ altogether.
There are _____ groups in total.
There are _____ in each group.

There are _____ altogether.
There are _____ groups in total.
There are _____ in each group.

There are _____ altogether.
There are _____ groups in total.
There are _____ in each group.

There are _____ altogether.
There are _____ groups in total.
There are _____ in each group.