

Swift Signpost 24

Spellings

Monday mornings will now be for spellings. This week we are looking at 'ow' and 'ou' words. You can choose how many you want to practice. Think about how you would like to practice them e.g. magic pencil, in sand, rice, foam... you choose!

now	out
how	about
brown	mouth
down	sound
town	

In The Garden



Writing/Topic

This week we are going to be focusing on instructions. Today you are going to **follow** a set of instructions.

Activity

The bottom of the signpost has a set of instructions on how to make a jam sandwich. What do you notice about them? Talk to your adult about what you can see.


Now it is time to make your sandwich. Follow the instructions carefully. You can use something else if you don't have jam.

PHONICS: Today we are looking at the digraph 'aw'. First, watch this clip from [TOY STORY](#).



There are a mixture of real and alien 'aw' words with your signpost today. They need to be cut out and placed on a wall. You will need a rolled up sock.

Throw your sock at the 'aw' words. When you hit a word, read it aloud and then "**the claw**" can collect it from the wall.



MAGNIFICENT MATHS - Writing time

Activity 1

Sit down. Ask your adult to time 20 seconds. Count to 20 seconds in your head. Stand up when you think you have reached it. How close were you? Try it again.

Activity 2

Using a stopwatch, record how many times you can do the following activities in 20 seconds.

- Star jumps
- Writing your name
- Building a tower (how high can you get?)

Think of some other activities that you could complete in 20 seconds and try them out.

Today we are looking at writing time.

We measure time in **seconds**, **minutes** and **hours**. You will need a stopwatch. If you don't have one visit [online-stopwatch](#) and click on the stopwatch. It may be a good idea to practice using the stopwatch. Try timing for 10 seconds, 20 seconds and 1 minute (which is 60 seconds).



PE time/outdoors activity

Today you are going to create a game using a cardboard box. There are some ideas at the bottom of the signpost.


- You decide the rules
- You decide how it is played
- You are allowed to use other equipment with the box
- You decide how many people can play.

Show and Tell



What would you like to share today? Find something you would like to talk about and present it to your family. You can have up to three questions to answer about your object once you have finished talking about it.

Reading Corner



Watch Miss Jackson reading *The Slightly Annoying Elephant* by David Walliams on our [Swift Class Home Learning Channel](#).

Task - If you had an animal come to stay, what would it be and why?

Show what you know or find out what you can about each of the headings. Try to do some work on each of the tasks but do try **and** do MORE about the one you like the sound of most. **Ask a parent to email your work for Miss Jackson to mark.** cjackson@meldreth.cambs.sch.uk

How to make a jam sandwich

You will need-

2 slices of bread


Jam

Butter or spread

a knife

Instructions

1. First, get two slices of bread.



2. Next, spread butter on the bread with the knife.



3. After that, spread jam on one side of one piece of bread.



4. Then, put the pieces of bread together.



5. Next, cut the sandwich in half.



6. Finally, eat the sandwich.

