

OSPREY SIGNPOST 30

LITERACY TASK

Complete the writing challenge below to improve the sentences.

Creative TASK

Cooking Day - Help your adult to make lunch or cook dinner.

Spanish Videos:

<https://www.youtube.com/watch?v=Ob4r1bDj2MA>

<https://www.youtube.com/watch?v=OhSjoQofCiw>



You could even use your new Spanish words to label your food plates from last week or draw a new delicious meal using Spanish labels!

MATHS TASK

Using what you learnt about angles yesterday, have a go at completing the task below.

Spanish TASK

To carry on with our food theme, watch the Spanish fruit videos opposite. When you have watched them, use what you have seen to help you fill in the sheet below.



Don't forget to upload your work to STARZ or ask a parent to email your work for Miss McGinty to mark.

Wellbeing Wednesday

Have a look at the resources on the school website and complete a 'Mental Health Check in', linked on the page.

http://www.meldreth.cambs.sch.uk/web/wellbeing_wednesday/479527

Literacy – Edit sentences to improve them for grammar, punctuation and spelling. Add detail to engage the reader.

Growing a Sentence

It is really important we double-check our work, so that it makes sense for the reader.

1) Check the following sentences for spelling, punctuation and grammar:

- a) One mondy morning a little girl wok up
- b) it was stella's furst day of year 3 and she was excited
- c) she made lots of friends also she had fun at break

Sometimes we need to add more detail to a sentence, to make them more interesting. Have a look at the example below:

What	I waited in my space.
Adjective	I waited in my new space.
When	After break , I waited in my new space.
Where	After break, I waited in my new space on the carpet .
How	After break, I waited quietly in my new space on the carpet.
Why	After break, I waited quietly in my new space on the carpet, so Miss McGinty could explain what we were doing next.

2) Use the pattern above to improve these sentences. You can use coloured pencil to help.

- a) The dog buried a bone.
- b) The girl danced.
- c) The boy smiled.
- d) The penguin swam.

Maths – Identify types of angle.

'A' is the column to choose if you're finding angles a bit tricky, choose 'B' if you're quite confident with it and 'C' if you want to challenge yourself further. Try as many columns as you like.

TARGET To identify right angles, acute angles and obtuse angles in shapes.

RIGHT ANGLES
right angles are
a quarter turn



ACUTE ANGLES
less than a
quarter turn



OBTUSE ANGLES
greater than a
quarter turn

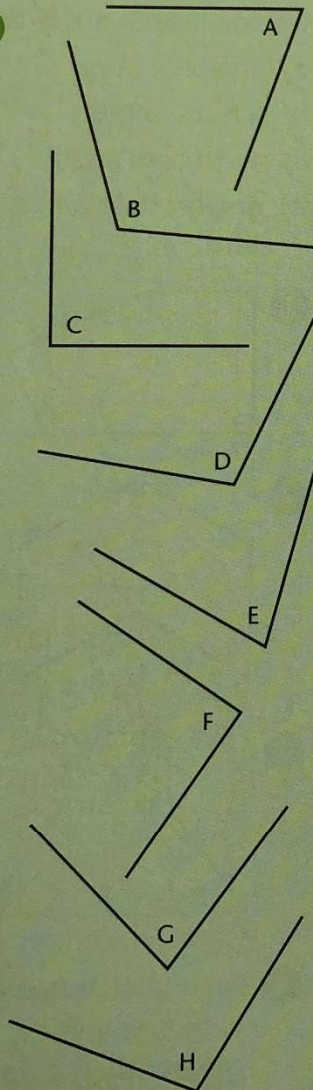


A

Decide if each angle is:

- a) a right angle
- b) an acute angle
- c) an obtuse angle.

1

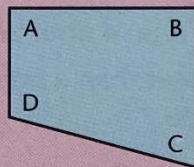


B

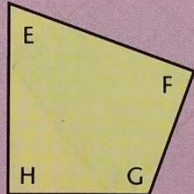
Decide whether each of the angles of these shapes is:

- a) a right angle
- b) an acute angle
- c) an obtuse angle.

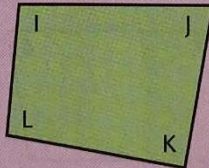
1



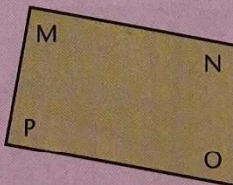
2



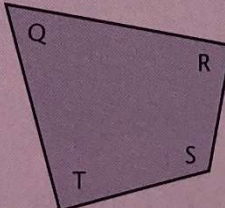
3



4



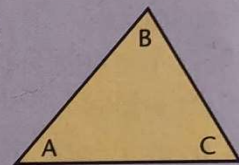
5



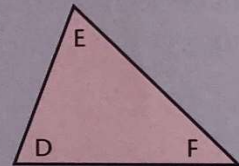
C

Write the angles of each shape in order of size, smallest first.

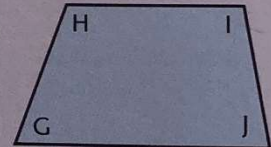
1



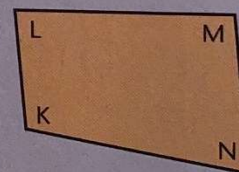
2



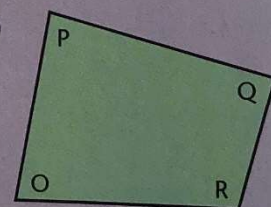
3



4







5



- 6 Decide whether each of the above angles A to R is acute, obtuse or a right angle.

La fruta

A Complete each phrase with the missing word or words.

1		¿Cuántas manzanas hay? Hay <u>tres</u> manzanas.
2		¿Cuántas _____ hay? Hay _____.
3		¿Cuántas _____ hay? _____.
4		¿_____? _____.

F	M	P	A	T	A	T	A	S	T
A	R	T	E	W	P	M	C	K	O
M	T	E	E	O	E	W	N	P	M
E	A	U	S	L	R	M	E	O	A
L	D	F	I	A	A	I	K	L	T
O	E	S	D	L	S	A	V	U	E
N	E	C	I	R	U	E	L	A	S
E	N	A	R	A	N	J	A	S	R
S	D	R	C	O	A	I	G	P	A
G	E	M	A	N	Z	A	N	A	S

B Find the six fruits from the list below in the wordsearch.

MELONES PERAS
MANZANAS NARANJAS
CIRUELAS FRESAS

Can you find one extra fruit?
(Tip: we often think of it as a vegetable!)

There is also a vegetable to find!