

Kite Signposts 29



Miss Whitton and other staff will be uploading more information onto the 'Kite Class' page and the 'our home learning' pages on the school website. Please look on there for any further information or email Miss Whitton if you have any questions.

History Task

Look through the PowerPoint attached about the Roman Baths and video your own news report about a new Roman Bath that has opened. These will be put onto the Kite Class webpage on the school website. If you don't want to make a video, you can make a poster, advertising the baths instead.



Maths Task

Complete the activities below on perimeter of different shapes.

Writing Task

Well done for your AMAZING stories, I really enjoyed reading them. We will take a break from writing today as you worked so hard.

Daily Tasks

Try and complete the activities, on the list below, every day. These are important and need to be completed daily.

- Read for at least 15 minutes a day.
- Go over your trickiest Year 3 and 4 spellings.
- Recap your trickiest times tables.

To help you, there is a selection of resources on the 'Our Home Learning' page on the school website under 'Osprey and Kite.'

Further Tasks

See below a list of other activities you can do to keep you busy. Ask parents before visiting the websites.

- Go on Mathletics
- Go on purple Mash
- Do a Joe Wick's workout
- Listen to David Walliams' stories at 'The World of David Walliams.'
- See which animals are currently livestreaming:
<https://www.insider.com/live-animal-cams-zoos-aquariums-watch-from-home-2020-3>
- Learn some music with Myleene Klass:
<https://www.youtube.com/channel/UCQh2wgJ5tOrixYBn6jFXsXQ>
- Go on some virtual tours:
<https://www.insider.com/museums-theme-parks-offer-virtual-tours-ideal-for-social-distancing-2020-3>

Spelling Task

Choose your trickiest spellings from the year 3 and 4 spelling list. Complete one of the spelling activities from the school website to help with these spellings. These can include a wordsearch, scribble spell or word total.

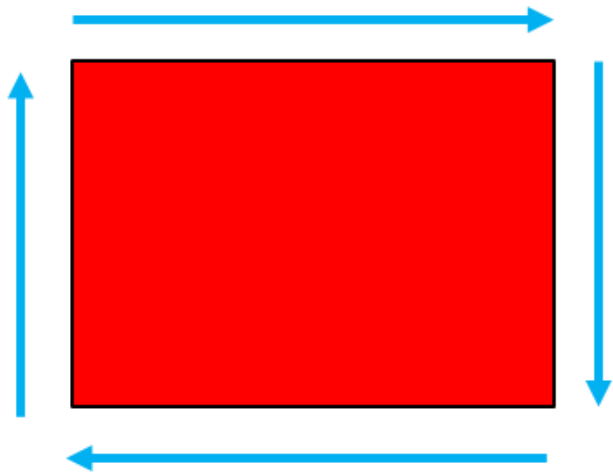
To find these activities, visit the Meldreth Primary school website, click on classes and our home learning page. Once there, click on Osprey and Kite Class where you will be able to access the spelling activities.

These can be completed on the sheets provided or in your workbooks.

Upload your work on your Starz account for Miss Whitton to mark.

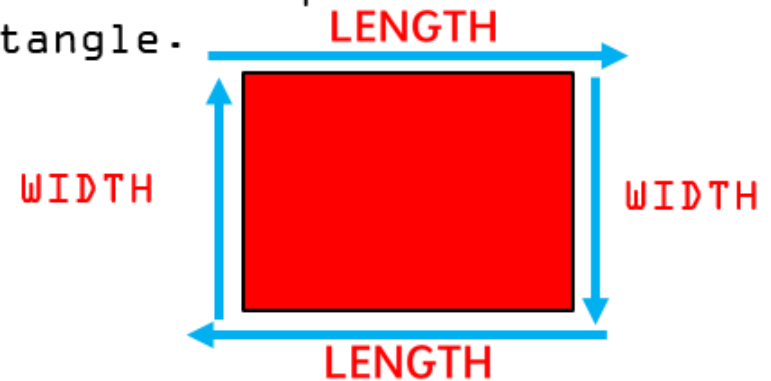
Perimeter

A **perimeter** is the measurement of the distance around a shape.



How to Measure the Perimeter of a Rectangle

We use the **length** and **width** measurements of a rectangle to calculate the perimeter of a rectangle.



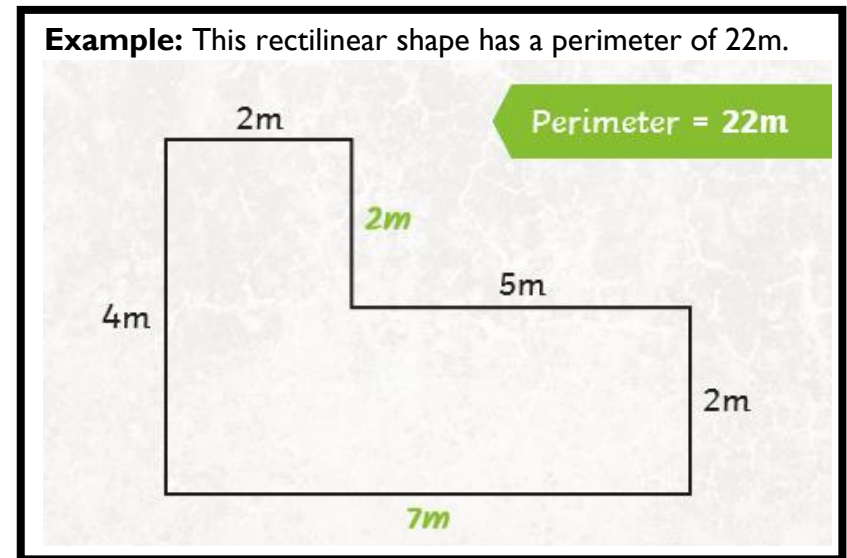
We simply add up all the length and width measurements to find the perimeter of something.

Remember, all the sides of a shape may not be accurately measured or to scale. If given a measurement, go by that measurement even if it is not to scale.

Maths Tasks

Answer the questions below. Use a ruler to help you. If you don't have a ruler you can draw rectilinear shapes that aren't accurate.

1. Draw two different rectilinear shapes that have a perimeter of 28cm.



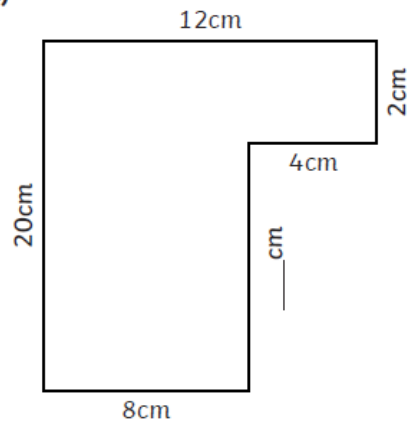
2. Draw two different rectilinear shapes that have a perimeter of 42cm.
3. Draw two different rectilinear shapes that have a perimeter of 72cm.

Challenge

Find the missing side lengths and calculate the perimeter of these rectilinear shapes.

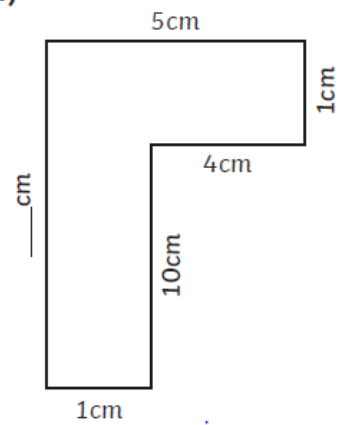


a)



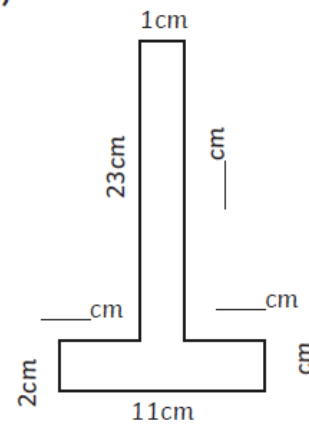
Perimeter = _____

b)



Perimeter = _____

c)



Perimeter = _____