


WREN SIGNPOSTS



MUSIC

We had lots of positive reviews of Charanga and YUMU last week. I have uploaded another lesson for you to enjoy today.

COMPUTING

Make an animation to go alongside your instructions.
Draw pictures, use Lego or use Purple Mash.
If you would like a different activity you could use Purple Mash to draw pictures to accompany your instructions.

MATHS – L.O.: to identify lines of symmetry.

Today, we are going to recap lines of symmetry. Have a look at the video below and play some of the games. If you would like to, try to find all the lines of symmetry on these flags.

A video: <https://www.bbc.co.uk/bitesize/clips/ztpyr82>

Games: <https://www.topmarks.co.uk/symmetry/symmetry-matching>
<https://www.topmarks.co.uk/symmetry/symmetry-sorting>
<https://pbskids.org/peg/games/symmetry-painter>
<http://www.scottle.edu.au/ec/viewing/L7798/index.html>

ENGLISH

L.O.: to write instructions.

Wren class, I need some help.
Last week, I started to see signs that a dragon may have found a new home close to my house. Then, last night, I couldn't sleep. All I could hear were dragon roars. I need to try to catch the dragon and safely send it to Dr. A. Gon to look after.
I would like a set of instructions on how to trap a dragon.
I have included an instruction checklist and an example from Pobble.
There are also pictures to use but you do not have to. Feel free to draw your own


QUICK MATHS

Show me how to subtract 26 from 37.

READING

We are going to start a new book. The Boy Who Grew Dragons by Andy Shepherd. If you have a copy at home please (re)read Chapter 1. If not watch the video below:

<https://www.youtube.com/watch?v=frxWWOh0cow>



BIRTHDAY ROUND UP



During our time away from school, these children have turned 7. Hip hip HOORAY!




MATHS – symmetry

How many lines of symmetry do each of these flags have?


Australia




Austria




Belgium




Canada




Croatia




Denmark




Finland




France




Germany




Ireland



Italy



Norway




Romania




Spain



UK



USA



INSTRUCTION RESOURCES

Instructional Writing Checklist


Did I?	✓ or X
start with a title?	
include an equipment list?	
number each instruction to show the order?	
use imperative (bossy) verbs?	
use time connectives (first, secondly, next...)?	
add detail?	

Images to support sequencing the instructions.



Images from <https://app.pobble.com/works/how-to-trap-a-dragon-3>

Wednesday 2nd March 2016
WALT: write instructions
Have you included?
- A title ✓
- A list of things you need ✓
- Numbered steps to show the correct order ✓
- Bossy (imperative) verbs ✓
- Short, direct sentences ✓



~~Once upon a time~~
Title How to trap a dragon

Do you get woken up
by the ^{scary} beasts? I do, and
read ~~these~~ instructions, so you never
get woken up.

You will need:

- Fairy dust that makes dragons sleep.
- 3 big meat packets. ✓ A list of things you need
- One bin lid
- A spell
- Net

What you do

^{= bossy verbs} ^{= tense words}

1. First ^{get} the fairy dust and make the beast sleep.
2. Secondly ^{sneak} in the cave and dig a pit.
3. Next ^{put} the meat in the pit.
4. Then ^{get out} of the cave and hide.
5. ^{Wait} For the dragon to wake up then he will eat the meat and ^{fall} in the pit.
6. ^{Put} the bin lid on top then so

so he can't escape put the net on top.

carefully

7. Then ^{carefully} ^{take} the dragon out and ^{chop} the dragon's head off.

these


Top tips

- Make ^{sure} ~~shaw~~ that the bin lid is staibol.
- Make ^{sure} ~~shaw~~ that the dust works ^{for} a long time.
- Excellent Reviser. You have written very clear instructions. Well done for using numbered steps and bossy verbs.

sure sure sure sure

Other activities:

- Ask an adult to test you on our spellings from last week. Let me know how you get on.
- What would you most like to grow in your back garden and why?
- Make a dragon trap.
- If you are a fan of David Walliams or Horrid Henry, then I am sure you will have heard of Tony Ross. Learn to draw monsters here: https://www.youtube.com/watch?v=jIGOXI2hl_M
- Choose a book with a dragon in and write a book review for a website display of our dragon tails.
- In our story, a dragon hatches from a dragonfruit. Sketch some fruits you have at home. What do you think could hatch from them?



Choose the tasks you enjoy. Aiming to complete 3 of these tasks is a successful day!
Ask a parent to email your work for Miss Cole to have a look at or share your work on Starz.