


WREN SIGNPOSTS



CREATIVE

It's Poppy's turn to provide our creative inspiration today. Poppy has made a starfish mobile. You can use any paper or card to make the starfish and use pipe cleaners or ribbons to attach them. This also give you a hint to our topic after half term. Guesses to our STARZ chat.

PE & CREATIVE

Design your own sports kit. Maybe you would like to pick a football kit or yoga leggings and a top. Then, enjoy a Cosmic Kids Yoga or take a ball outside for a kick around. ☺

MATHS – L.O.: to use and draw pictograms.

Have a look at the video below to see how pictograms can be used.

<https://www.bbc.co.uk/bitesize/clips/zg4d2hv>

Then complete the challenges (pdf). You could also draw your own pictograms to show a favourite fruit at home or to sort the children in our class by hair colour.

QUICK MATHS

Have a look at the three-digit number sheet. Explore the place value of these numbers.

READING

The Boy Who Grew Dragons by Andy Shepherd. If you have a copy at home please (re)read Chapter 7. If not watch the video below:

<https://www.youtube.com/watch?v=THqrTp8xUqc>

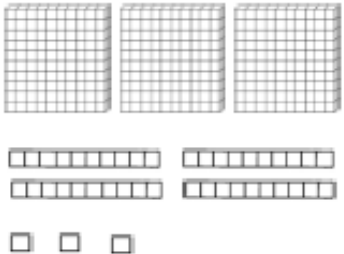

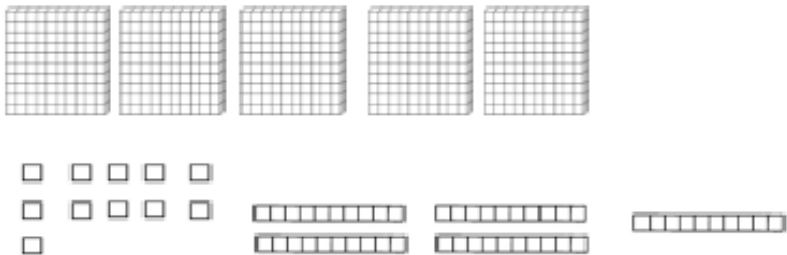
RE with MRS MORRIS

Lesson 2: The festival of Vaisakhi and the Khalsa

- Vaisakhi, which is also known as Baisakhi, is one of the most important festivals for Sikhs. It is celebrated on the 13th or 14th of April.
- It remembers the founding of the Sikh community known as the Khalsa in 1699.
- Learn about Vaisakhi by watching the video and reading the story in the PowerPoint presentation: <https://www.bbc.co.uk/bitesize/clips/znxn34j>
- Activity: Find out more about how Sikhs celebrate Vaisakhi today (CBeebies Let's Celebrate has some good videos).




QUICK MATHS

Make it and draw it	Write it in figures Write in words	Partition it	Part whole model it
	<p>three hundred and forty three</p> <p>343</p>	<p>$343 = 300 + 40 + 3$</p> <p>$343 = 3 \text{ hundreds} + 4 \text{ tens} + 3 \text{ ones}$</p>	
	<p>two hundred and seventy eight</p> <p>278</p>		
			
		<p>$108 = 100 + 0 + 8$</p> <p>$108 = 1 \text{ hundred} + \text{eight ones}$</p>	

Other activities:

- Write some questions about Chapters 1-5 of The Boy Who Grew Dragons. We can share these with your friends.
- Make dinner (with an adult) for your family.
- Find out about an inspirational person. Maybe they are a member of your family, a friend or someone famous.
- Go to Zoo School with ZSL <https://www.zsl.org/learning-resources#ks1>
- Choose a book with a dragon in and write a book review for a website display of our dragon tails.
- STEM: Making Music – A kazoo is a simple wind instrument that creates a humming sound. Take a cardboard tube and cover the end with greaseproof paper held on with an elastic band. Make a hole in the tube close to the elastic band. Now hum down the tube from the open end. What can you hear? What is making the sound?
- Harry Potter quizzes - <https://www.wizardingworld.com/collections/first-year-challenges>



Choose the tasks you enjoy. Aiming to complete 3 of these tasks is a successful day!
Ask a parent to email your work for Miss Cole to have a look at or share your work on Starz.