

Swift Signpost 22

Letter formation

Find a piece of paper or a writing book and practice writing these digraphs cursively. Challenge - Can you join the letters in each digraph?

oo oo ar or



Think of words that contain the phase 3 digraph and write them on your paper too.

Examples:

book
moon
card
fork

Let's practice writing numbers 1 to 20

Click the link to play [Blast Off](#).
There are 5 spaceships to launch.
They can only take off if you spell the numbers correctly. Good luck!




Writing activity

Today we are going to write our worm fact file. Use the template attached to this signpost or create your own. It must include:

- A title
- An introduction - where do they live and what are they?
- Worm facts - what did you find out. These must be written as sentences.
- A picture

Remember to use -

A B C		●	Read
capital letters	finger spaces	full stop	read it again

PHONICS - Today we will be revising the phoneme 'ir' as in 'er'.

Visit Cbeebies bedtime stories where the actress Laura Haddock reads [The Weather Girls](#).

Activity - Help The Weather Girls colour in the pictures at the bottom of the signpost which have 'ir' in them.

MAGNIFICENT MATHS - TIME



Today we are going to do some revision of what we have learnt about measure including time from the past few weeks. Choose which games you would like to play.

REVISING MEASURE (INCLUDING TIME)

[Karate Cats Maths](#) - select measurement

[Maths Frame](#) - Telling the time in numbers.
Select levels one or two

[Maths Frame](#) - Telling the time in words. Select levels one or two

[Matching Pairs](#) - Matching clock face games

[What's the time?](#) - reading and identifying time

ART ATTACK!

Using your playdough from last week, make some playdough mini-beasts you may find in the garden. No play doh? No problem! Paint or draw some instead.



Reading Corner



Choose a book from home. Read it with your adult. Talk about your favourite part of the story and why.

A little bit extra - Time for a STEM challenge - choose from the options below

1. Build a marble rollercoaster using what material you have available
2. Design and make a wheeled vehicle which can travel on its own down a slope
3. Build a free standing tower out of lego or another material - How tall can you get it?



Show what you know or find out what you can about each of the headings. Try to do some work on each of the tasks but do try **and** do MORE about the one you like the sound of most. **Ask a parent to email your work for Miss Jackson to mark.** cjackson@meldreth.cambs.sch.uk

Phonics - colour in the 'ir' word pictures.

Extra challenge - Write the words underneath all of the pictures which have 'ir' in them.



13

